

HC-SL



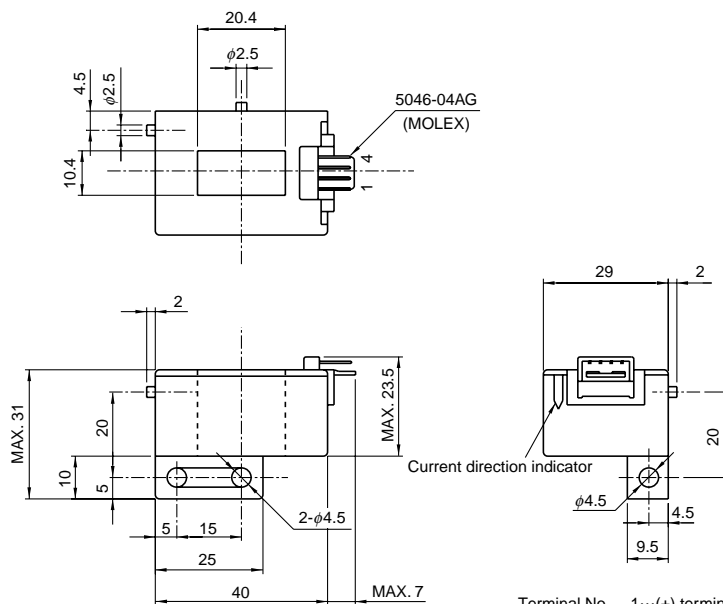
- Rated current .....50A~800A
- Single-power supplies also available

Applications

Inverters, servo drivers, power supply equipment, uninterruptible power systems (UPS), NC machine tools, welders

Dimensions

(mm)



Terminal No. 1...(+ terminal  
2...(- terminal  
3...Output  
4...GND

Weight : 46g

## Specification

Ta=25°C

Type	HC-SL050V4B15	HC-SL100V4B15	HC-SL300V4B15	HC-SL600V4B15	HC-SL800V4B15
Rated current [If]	±50A	±100A	±300A	±600A	±800A
Saturation current [Is]	±150A	±300A	±900A	±1000A	±1000A
Linearity limits	0~±150A	0~±300A	0~±700A	0~±900A	0~±900A
Rated output [Vh]	±4V±1% (RL=10kΩ)				
Residual output [Vo]	Within ±50mV	Within ±30mV			
Output linearity	Within ±1%				
Response time	Within 10μs (at di/dt=100A/μs)				
Output Temp. Coef.	Within ±0.1%/°C				
Residual output Temp. Coef.	Within ±3mV/°C	Within ±1.5mV/°C	Within ±1mV/°C		
Control power supply	±15V±5%				
Operating Temp.	-10°C~+75°C				
Storage Temp.	-15°C~+85°C				
Dielectric withstand voltage	2500V AC 50/60Hz 1minute				
Insulation resistance	Not less than 500MΩ 500V DC				

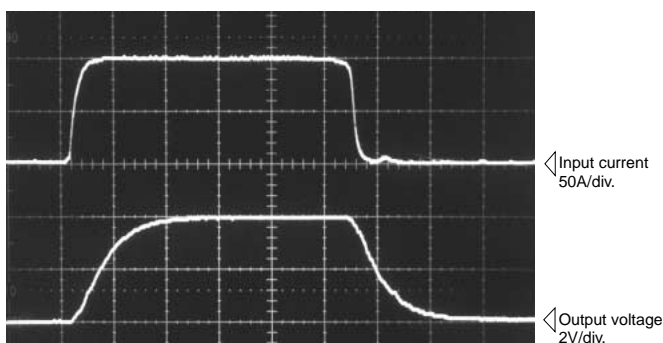
Note1) The indicated residual voltage is the one after the core hysteresis is removed.

## Characteristics chart

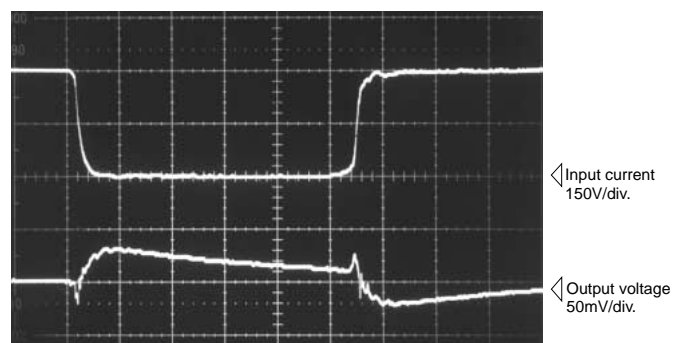
HC-SL100V4B15

Time base : 5μs/div.

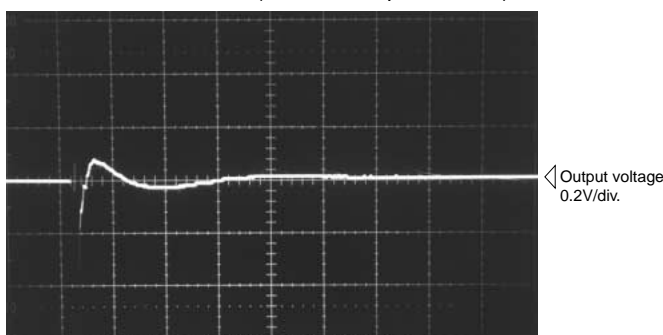
Pulse current response characteristic



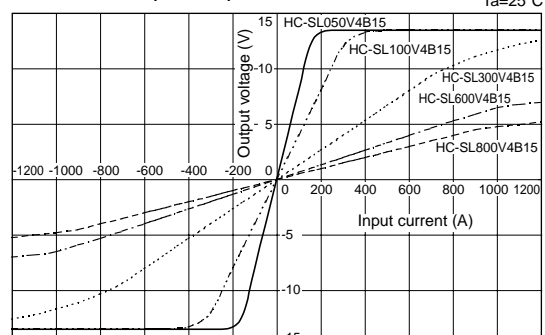
Noise characteristics (Effects of dv/dt)



Noise characteristics (Effects of impulse noise)



Input/output characteristics



Note : The mark "◁" means 0V or 0A.